

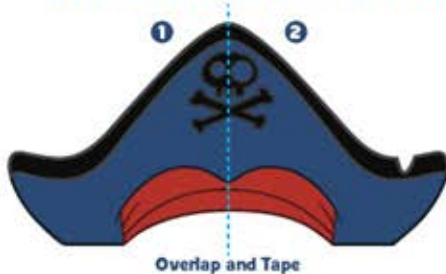


Instructions For Captain Jake's Hat

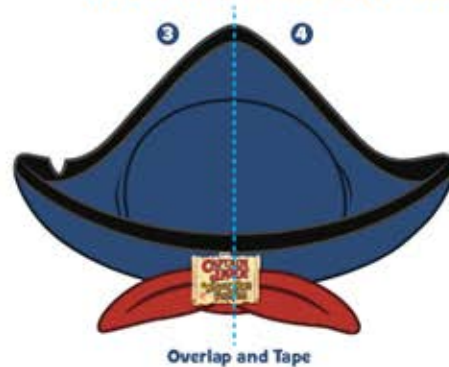
1  **Print** all 5 pages

2  **Cut*** along the blue outlines
**cutting is intended for grown-ups*

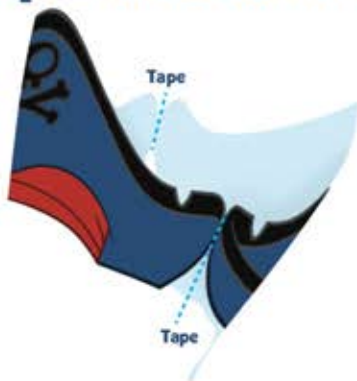
3  **Piece** together 1 and 2 to make the front of the hat





4  **Piece** together 3 and 4 to make the back of the hat



5  **Tape** the sides of hat front to the sides of the hat back











Cut along line -----



©Disney 14012455



©Disney JR14012455



----- Cut along line

